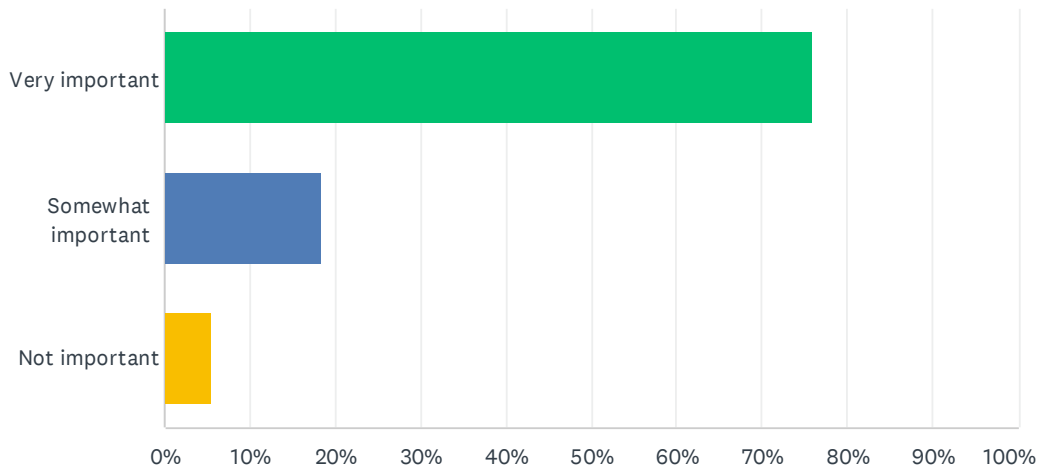


# Q1 How important to you is the goal of creating more trails in Carrboro?

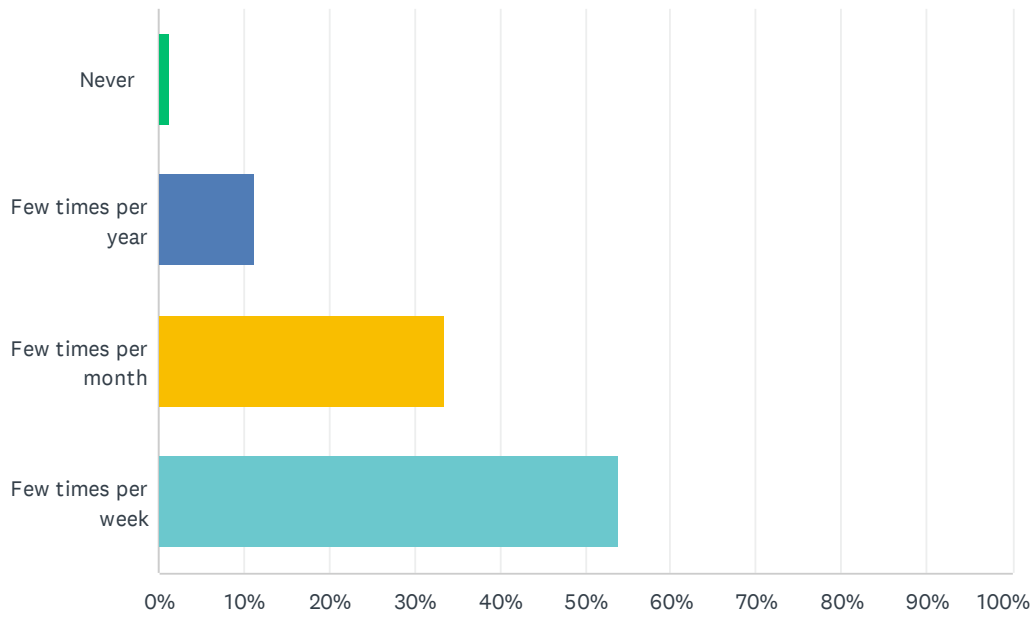
Answered: 1,762 Skipped: 7



ANSWER CHOICES	RESPONSES	
Very important	75.99%	1,339
Somewhat important	18.39%	324
Not important	5.62%	99
<b>TOTAL</b>		<b>1,762</b>

## Q2 How often do you use trails in Carrboro?

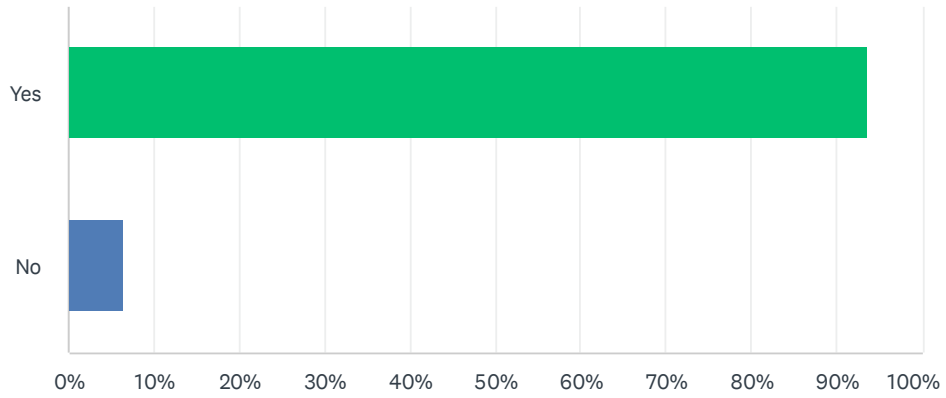
Answered: 1,761 Skipped: 8



ANSWER CHOICES	RESPONSES	
Never	1.31%	23
Few times per year	11.24%	198
Few times per month	33.56%	591
Few times per week	53.89%	949
<b>TOTAL</b>		<b>1,761</b>

### Q3 Do you or have you used the corridor along Bolin Creek?

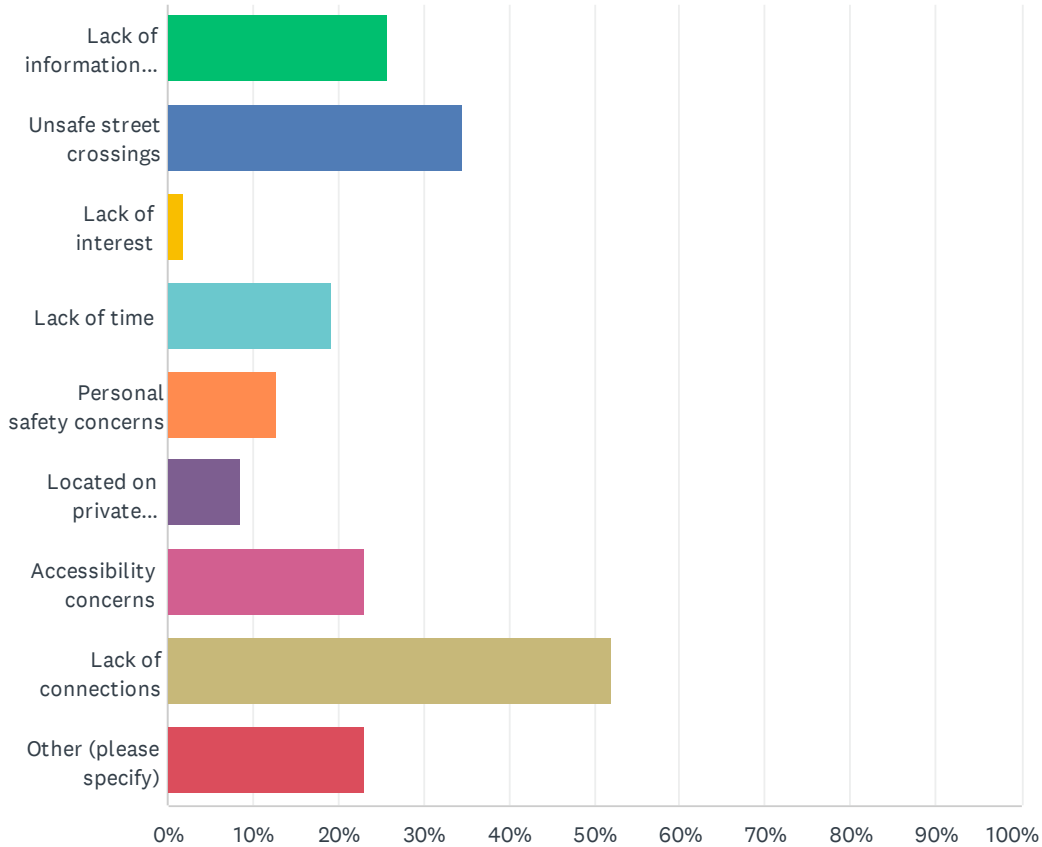
Answered: 1,760 Skipped: 9



ANSWER CHOICES	RESPONSES	
Yes	93.52%	1,646
No	6.48%	114
<b>TOTAL</b>		<b>1,760</b>

## Q4 What are the most significant factors that present obstacles for your ability to use trails in Carrboro? (choose all that apply)

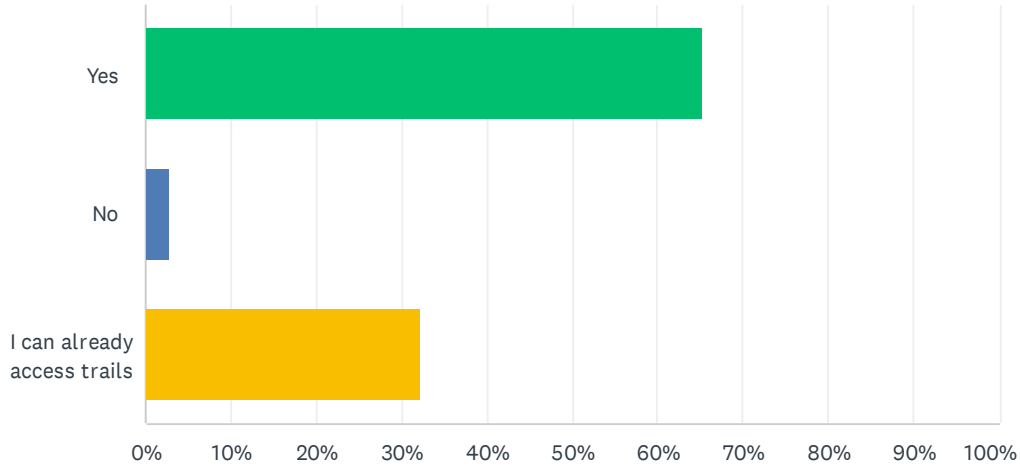
Answered: 1,677 Skipped: 92



ANSWER CHOICES	RESPONSES	
Lack of information about local trails	25.70%	431
Unsafe street crossings	34.59%	580
Lack of interest	1.91%	32
Lack of time	19.14%	321
Personal safety concerns	12.76%	214
Located on private property	8.47%	142
Accessibility concerns	23.08%	387
Lack of connections	52.00%	872
Other (please specify)	23.08%	387
<b>Total Respondents: 1,677</b>		

## Q5 Would you use trails more often if you could easily bike to, walk to, or park at a trailhead?

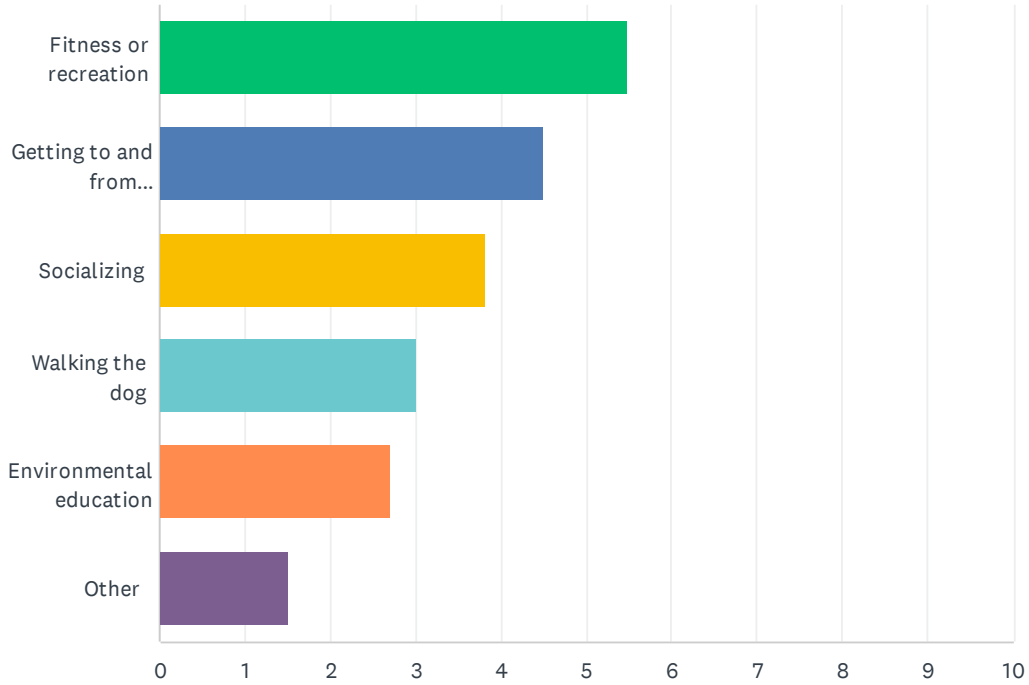
Answered: 1,759 Skipped: 10



ANSWER CHOICES	RESPONSES	
Yes	65.21%	1,147
No	2.67%	47
I can already access trails	32.12%	565
<b>TOTAL</b>		<b>1,759</b>

## Q6 For what purposes would you use the Bolin Creek Greenway in the future? (please rank)

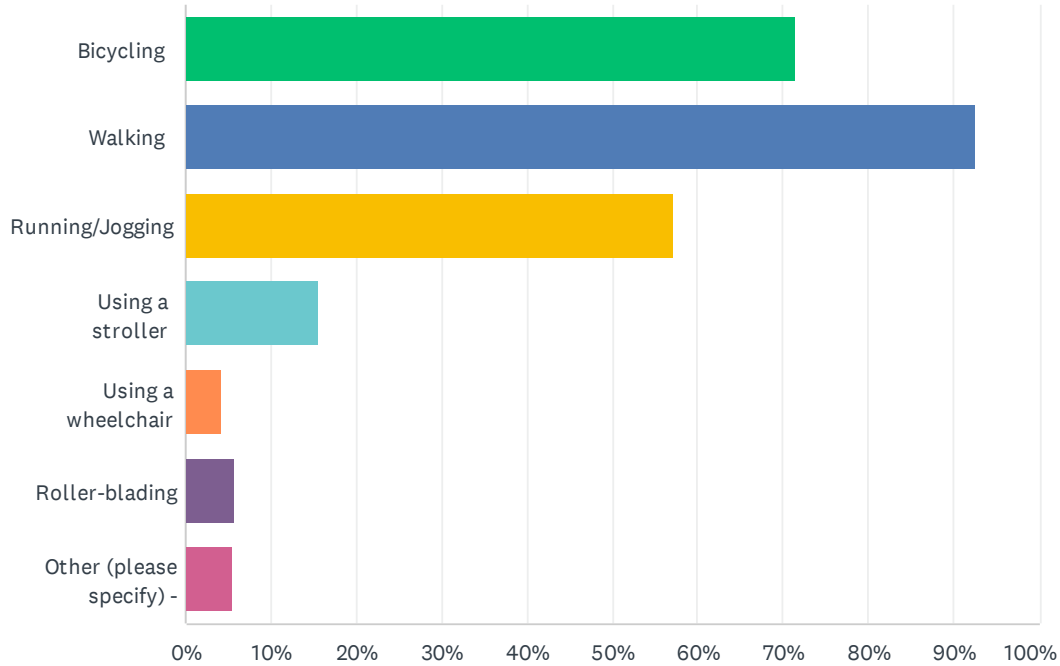
Answered: 1,690 Skipped: 79



	1	2	3	4	5	6	TOTAL	SCORE
Fitness or recreation	59.88% 1,012	30.47% 515	7.10% 120	1.95% 33	0.53% 9	0.06% 1	1,690	5.47
Getting to and from destinations in Carrboro/Chapel Hill	29.59% 500	29.23% 494	17.28% 292	12.31% 208	7.28% 123	4.32% 73	1,690	4.49
Socializing	1.24% 21	20.12% 340	45.44% 768	25.15% 425	7.40% 125	0.65% 11	1,690	3.81
Walking the dog	5.92% 100	14.20% 240	15.33% 259	23.31% 394	21.83% 369	19.41% 328	1,690	3.01
Environmental education	1.72% 29	4.67% 79	12.54% 212	30.06% 508	46.39% 784	4.62% 78	1,690	2.71
Other	1.66% 28	1.30% 22	2.31% 39	7.22% 122	16.57% 280	70.95% 1,199	1,690	1.51

## Q7 What modes of activity would you use on the Bolin Creek Greenway? (choose all that apply)

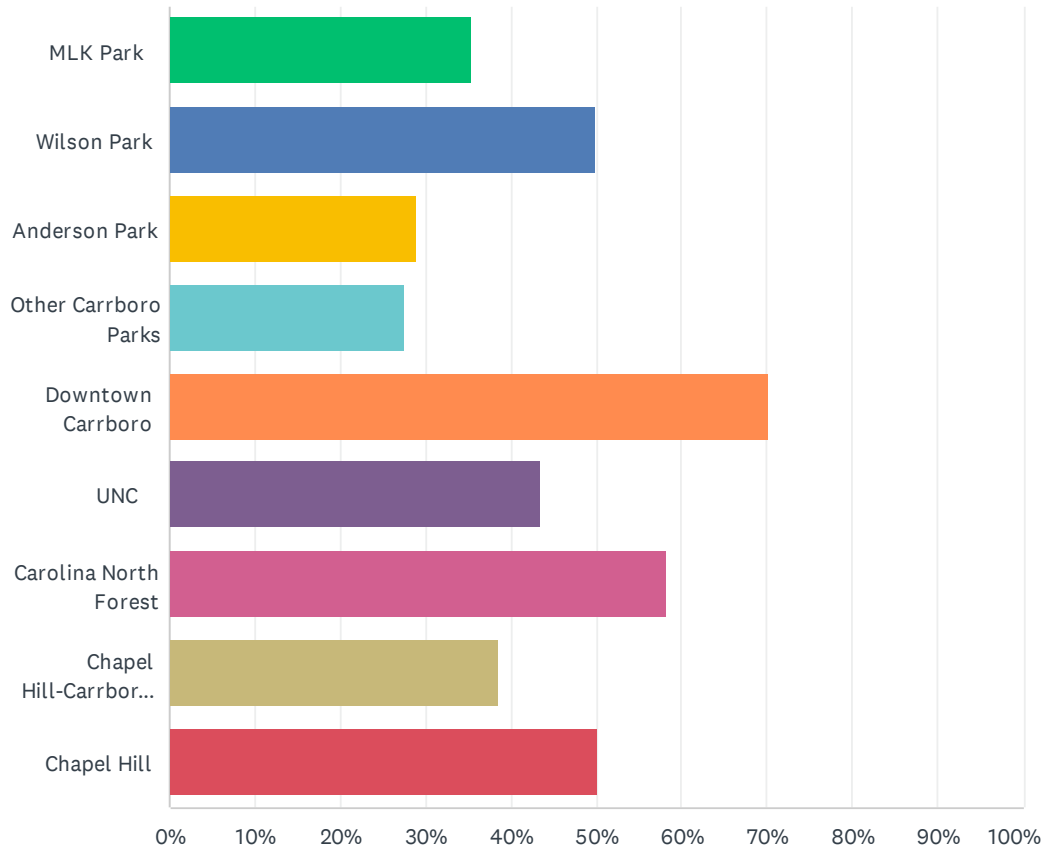
Answered: 1,747 Skipped: 22



ANSWER CHOICES	RESPONSES	
Bicycling	71.38%	1,247
Walking	92.44%	1,615
Running/Jogging	57.13%	998
Using a stroller	15.57%	272
Using a wheelchair	4.29%	75
Roller-blading	5.67%	99
Other (please specify) -	5.61%	98
Total Respondents: 1,747		

## Q8 What destinations would you most like to get to by trail? (choose all that apply)

Answered: 1,643 Skipped: 126

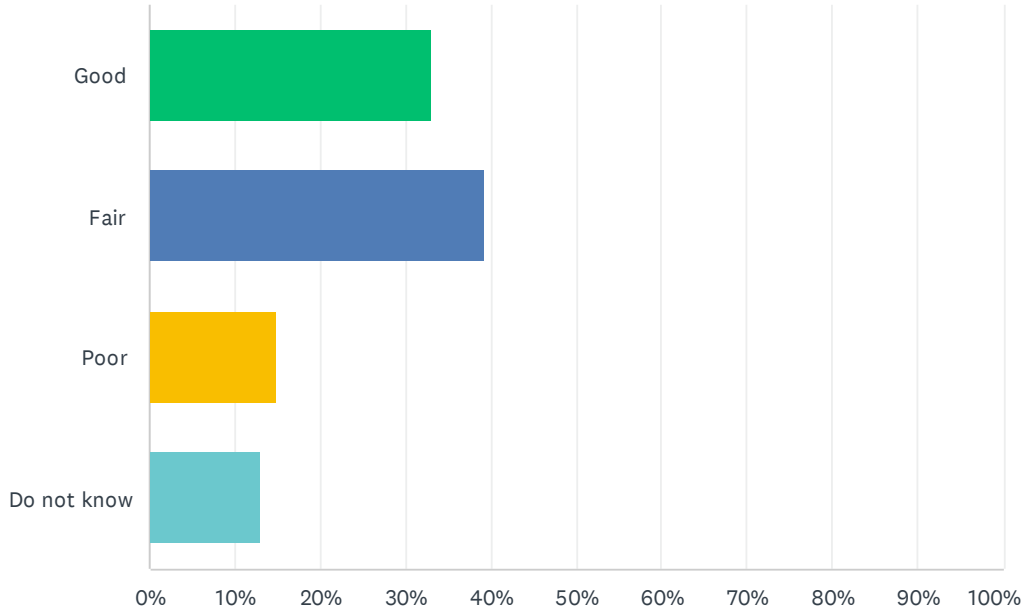


ANSWER CHOICES	RESPONSES	
MLK Park	35.36%	581
Wilson Park	49.91%	820
Anderson Park	28.97%	476
Other Carrboro Parks	27.51%	452
Downtown Carrboro	70.24%	1,154
UNC	43.58%	716
Carolina North Forest	58.25%	957
Chapel Hill-Carrboro schools	38.65%	635
Chapel Hill	50.09%	823
Total Respondents: 1,643		



## Q9 How would you rate the current environmental conditions along the Bolin Creek corridor?

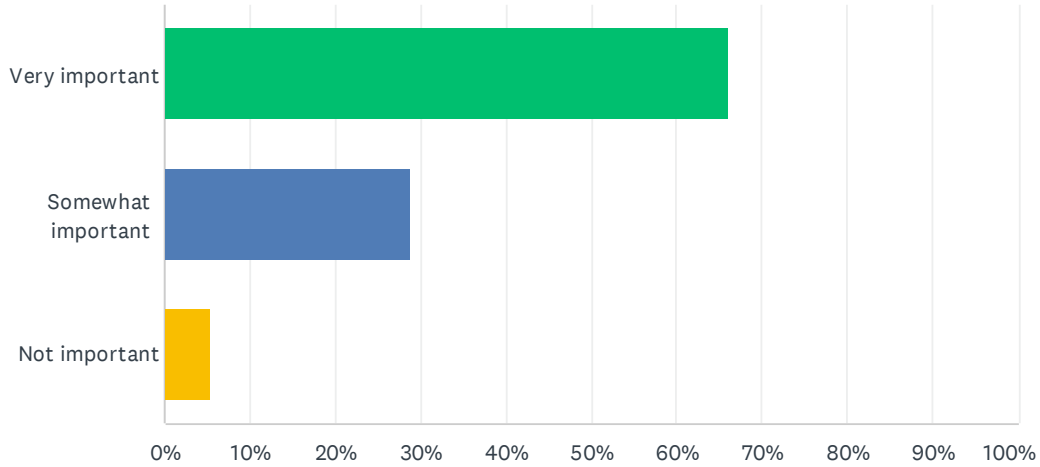
Answered: 1,755 Skipped: 14



ANSWER CHOICES	RESPONSES	
Good	32.99%	579
Fair	39.15%	687
Poor	14.93%	262
Do not know	12.93%	227
<b>TOTAL</b>		<b>1,755</b>

## Q10 What is your interest in improving environmental conditions along Bolin Creek?

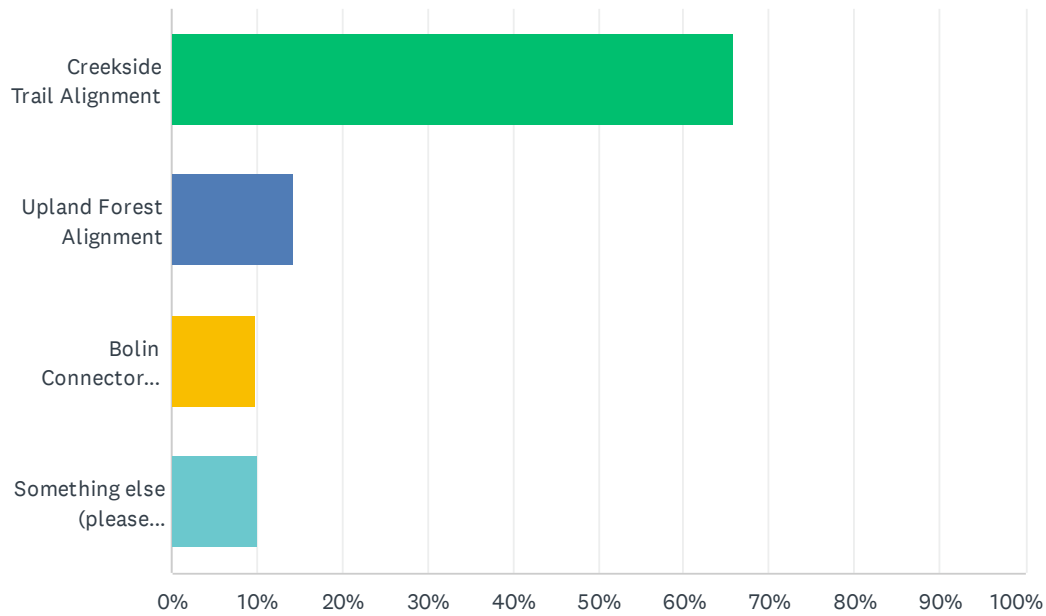
Answered: 1,756 Skipped: 13



ANSWER CHOICES	RESPONSES	
Very important	66.06%	1,160
Somewhat important	28.70%	504
Not important	5.24%	92
<b>TOTAL</b>		<b>1,756</b>

## Q11 What is your preferred trail alignment?

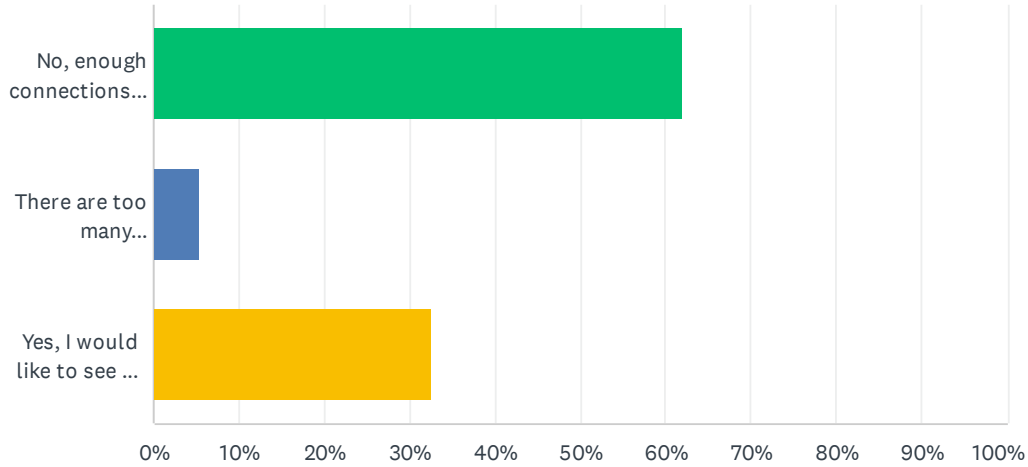
Answered: 1,735 Skipped: 34



ANSWER CHOICES	RESPONSES	
Creekside Trail Alignment	65.94%	1,144
Upland Forest Alignment	14.35%	249
Bolin Connector Alignment	9.74%	169
Something else (please specify)	9.97%	173
<b>TOTAL</b>		<b>1,735</b>

## Q12 Are there any additional connections along the Bolin Creek corridor you would like to see made that have not been shown?

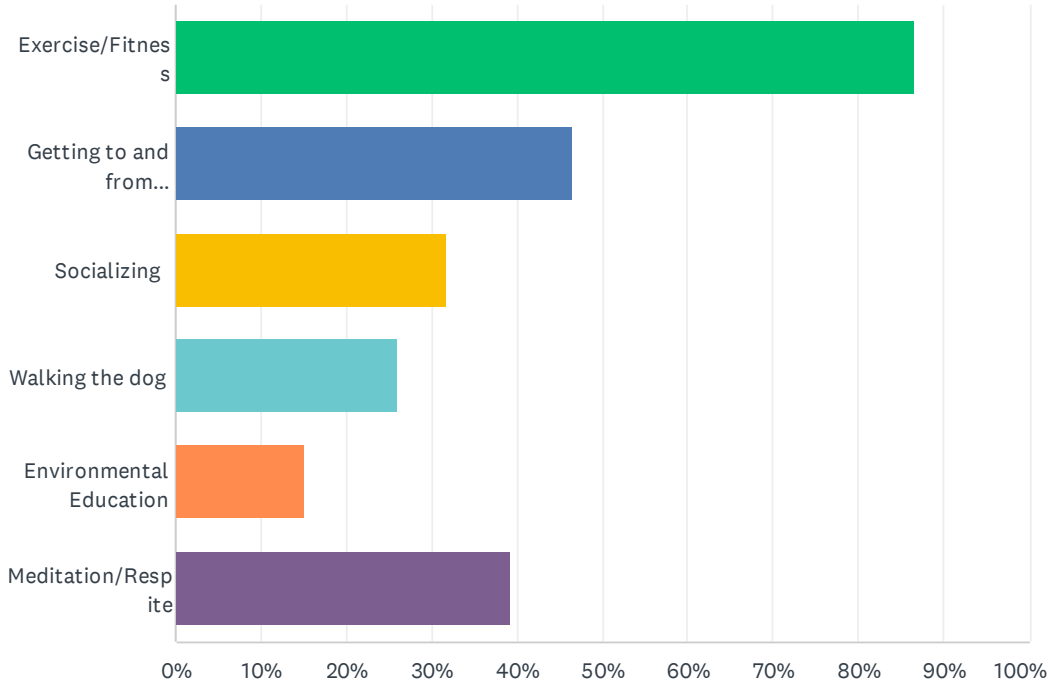
Answered: 1,482 Skipped: 287



ANSWER CHOICES	RESPONSES	
No, enough connections have been made	61.94%	918
There are too many connections	5.40%	80
Yes, I would like to see the following additional connections ...	32.66%	484
<b>TOTAL</b>		<b>1,482</b>

### Q13 What is the primary reason you use the corridor along Bolin Creek? (choose all that apply)

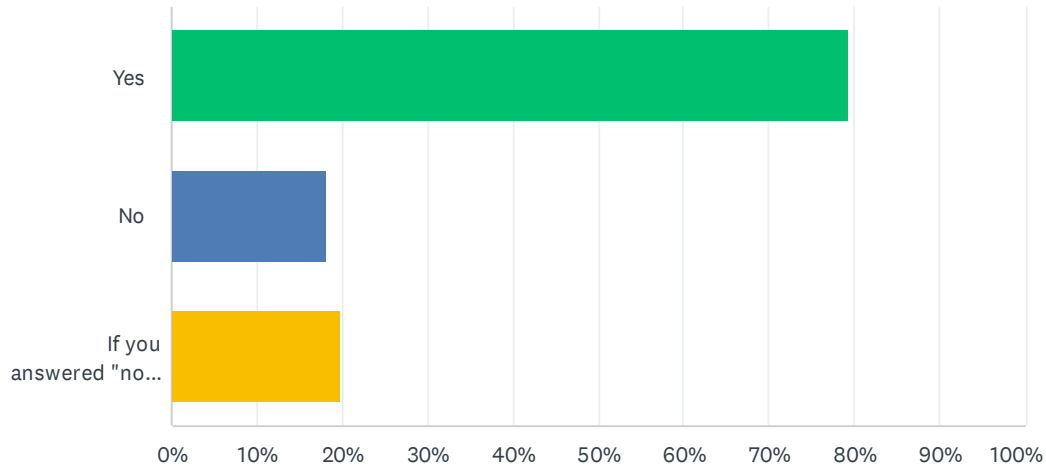
Answered: 1,734 Skipped: 35



ANSWER CHOICES	RESPONSES	
Exercise/Fitness	86.62%	1,502
Getting to and from destinations	46.48%	806
Socializing	31.72%	550
Walking the dog	25.95%	450
Environmental Education	15.05%	261
Meditation/Respite	39.33%	682
Total Respondents: 1,734		

# Q14 Do you support the Bolin Creek Greenway Conceptual Master Plan?

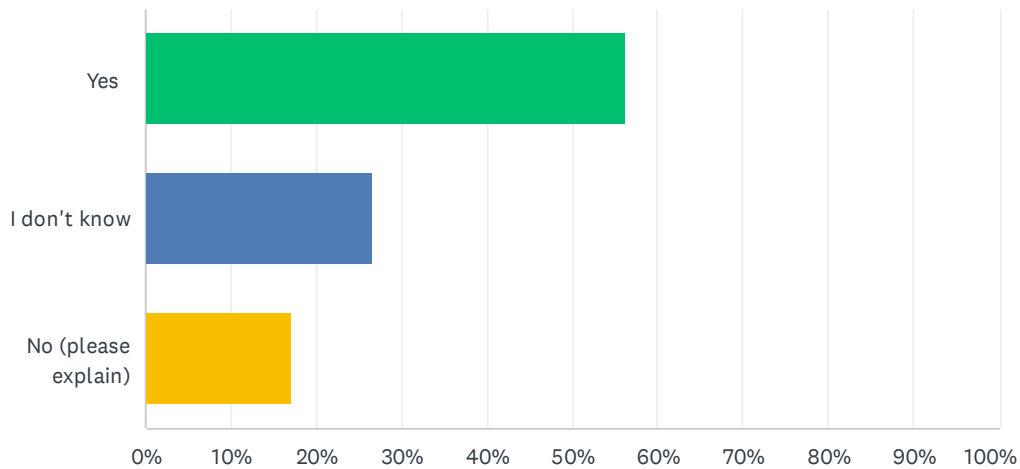
Answered: 1,711 Skipped: 58



ANSWER CHOICES	RESPONSES	
Yes	79.31%	1,357
No	18.06%	309
If you answered "no" to the previous question, please specify your reason:	19.87%	340
Total Respondents: 1,711		

Q15 Goals of the proposed Bolin Creek Greenway project are 1) to protect and improve water quality along Bolin and Jones Creeks; 2) to provide safe and accessible non-motorized connections to various uses along the corridor; and 3) to enhance and preserve the recreational resource that exists along Bolin Creek. Based on your understanding of the project, are these goals being met? (select one)

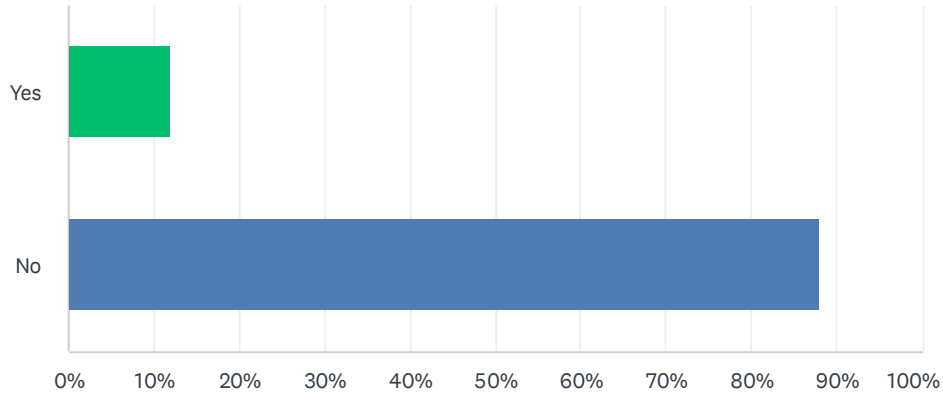
Answered: 1,728 Skipped: 41



ANSWER CHOICES	RESPONSES	
Yes	56.37%	974
I don't know	26.68%	461
No (please explain)	16.96%	293
<b>TOTAL</b>		<b>1,728</b>

### Q16 Did you participate during the development of the Bolin Creek Greenway Conceptual Master Plan in 2009 by attending workshops, completing surveys, or providing input to the then Carrboro Board of Aldermen?

Answered: 1,745 Skipped: 24



ANSWER CHOICES	RESPONSES	
Yes	11.98%	209
No	88.08%	1,537
Total Respondents: 1,745		

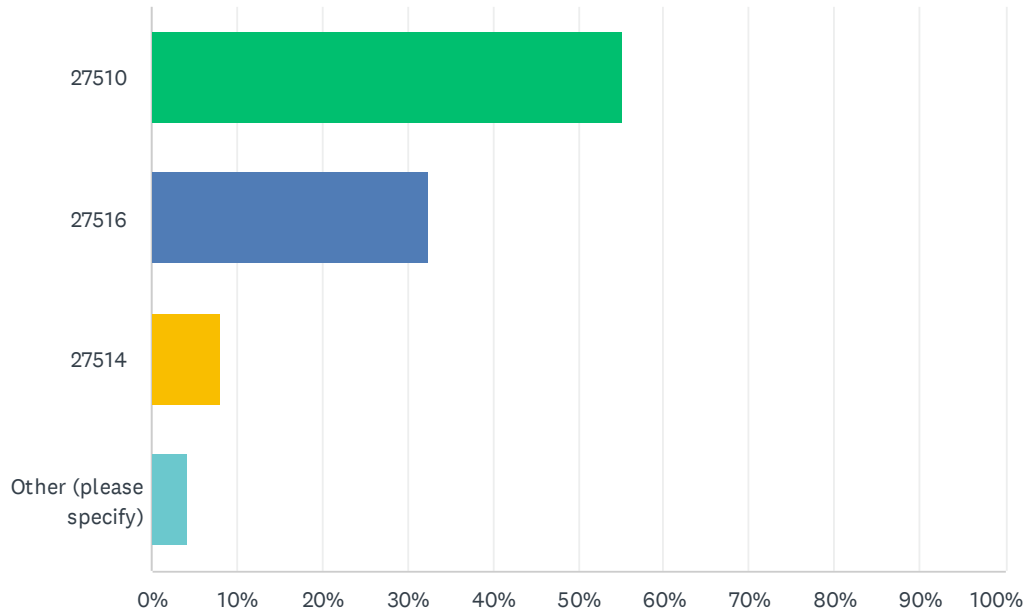


## Q17 Do you have any other comments?

Answered: 644 Skipped: 1,125

## Q18 What is your zip code?

Answered: 1,769 Skipped: 0



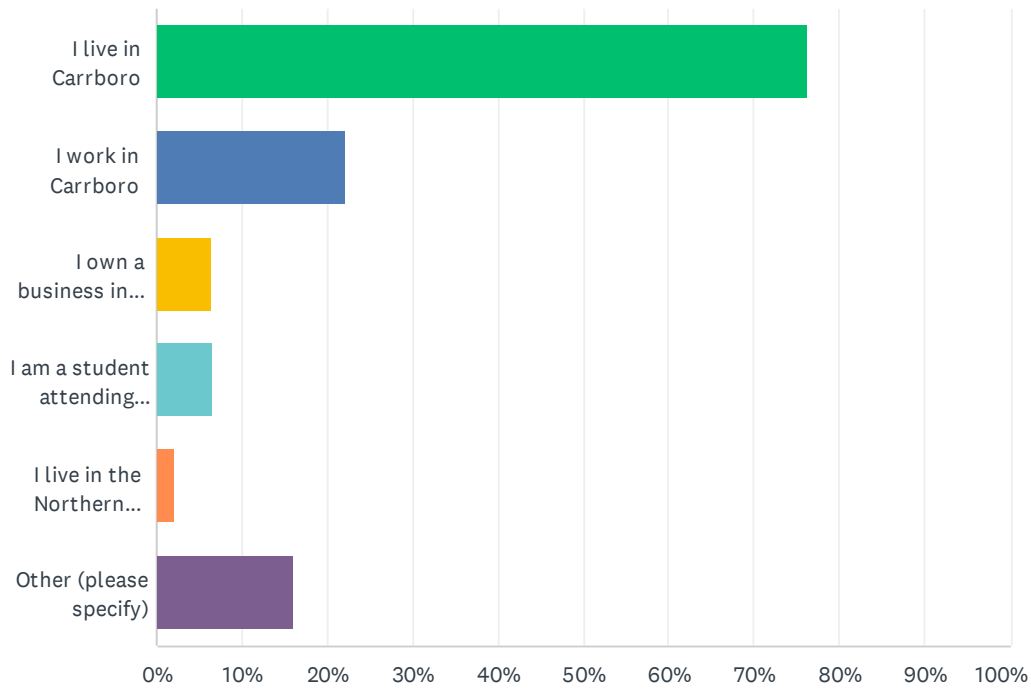
ANSWER CHOICES	RESPONSES	
27510	55.29%	978
27516	32.45%	574
27514	8.08%	143
Other (please specify)	4.18%	74
<b>TOTAL</b>		<b>1,769</b>

## Q19 What is the closest intersection to your home address?

Answered: 1,769 Skipped: 0

## Q20 Where you live

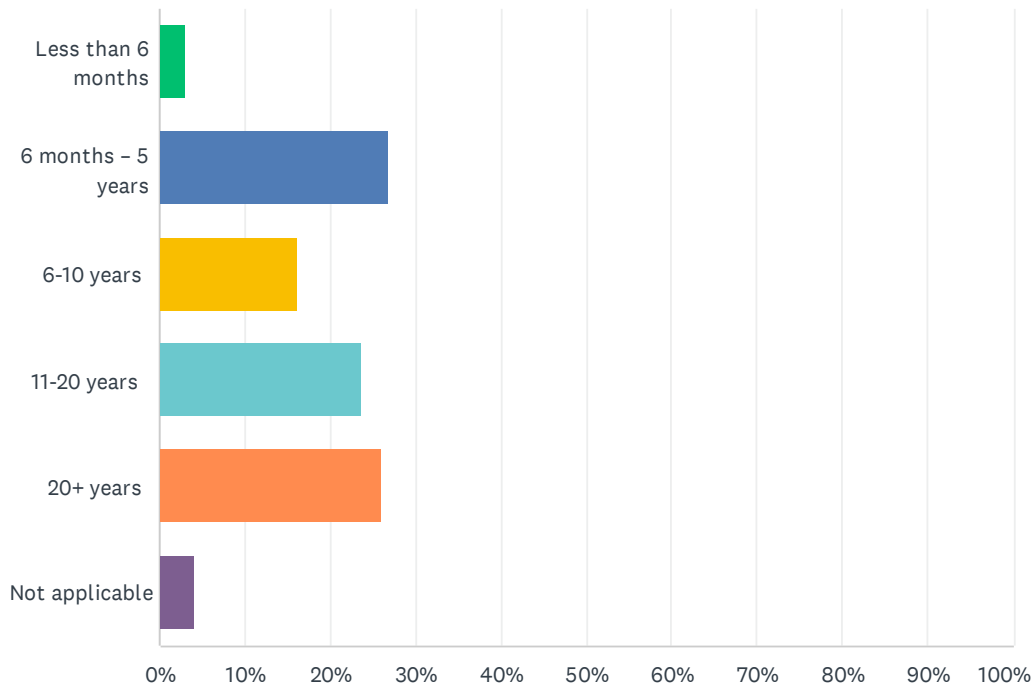
Answered: 1,670 Skipped: 99



ANSWER CHOICES	RESPONSES	
I live in Carrboro	76.23%	1,273
I work in Carrboro	22.10%	369
I own a business in Carrboro	6.35%	106
I am a student attending school in/near Carrboro	6.65%	111
I live in the Northern Transition Area, Extra-Territorial Jurisdiction Area	2.04%	34
Other (please specify)	15.93%	266
Total Respondents: 1,670		

## Q21 How long have you lived in the Carrboro area?

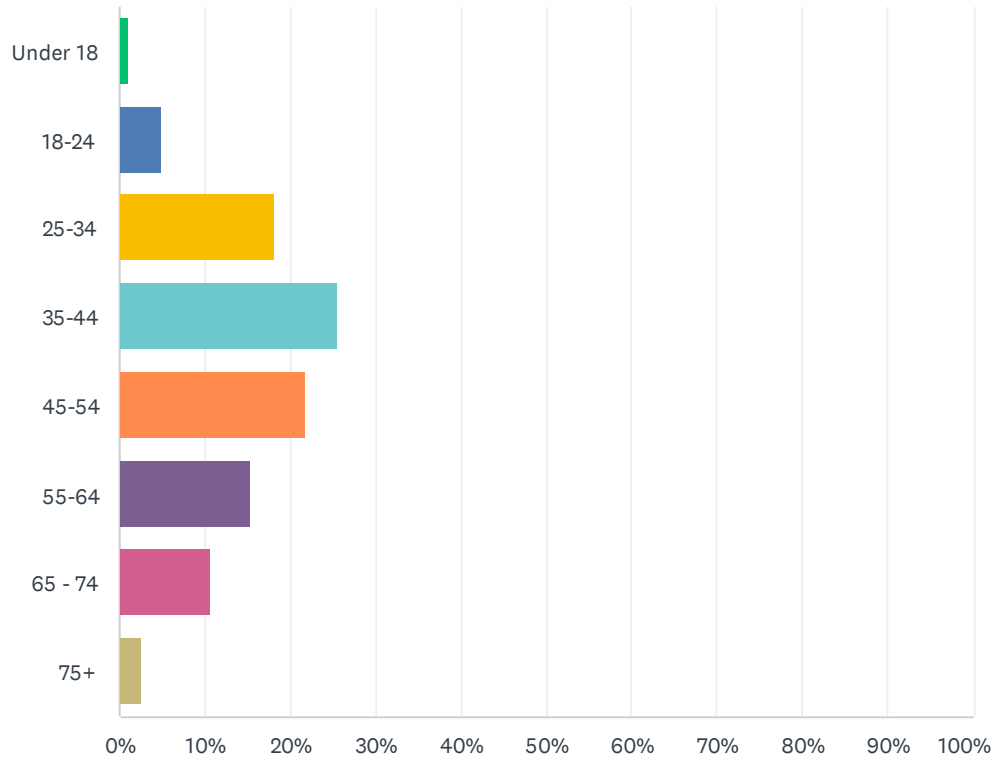
Answered: 1,687 Skipped: 82



ANSWER CHOICES	RESPONSES	
Less than 6 months	3.02%	51
6 months – 5 years	26.85%	453
6-10 years	16.30%	275
11-20 years	23.71%	400
20+ years	25.96%	438
Not applicable	4.15%	70
<b>TOTAL</b>		<b>1,687</b>

## Q22 What is your age?

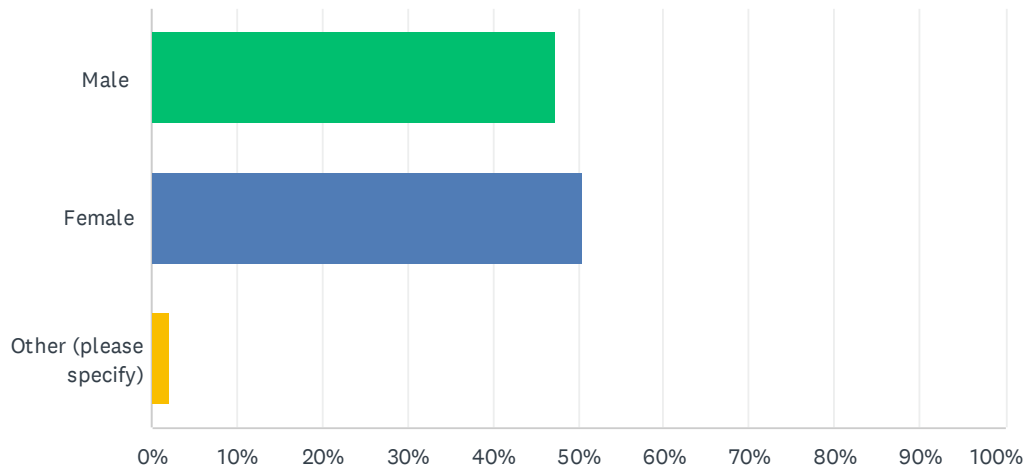
Answered: 1,681 Skipped: 88



ANSWER CHOICES	RESPONSES	
Under 18	1.01%	17
18-24	4.82%	81
25-34	18.20%	306
35-44	25.64%	431
45-54	21.71%	365
55-64	15.35%	258
65 - 74	10.71%	180
75+	2.56%	43
<b>TOTAL</b>		<b>1,681</b>

## Q23 Gender

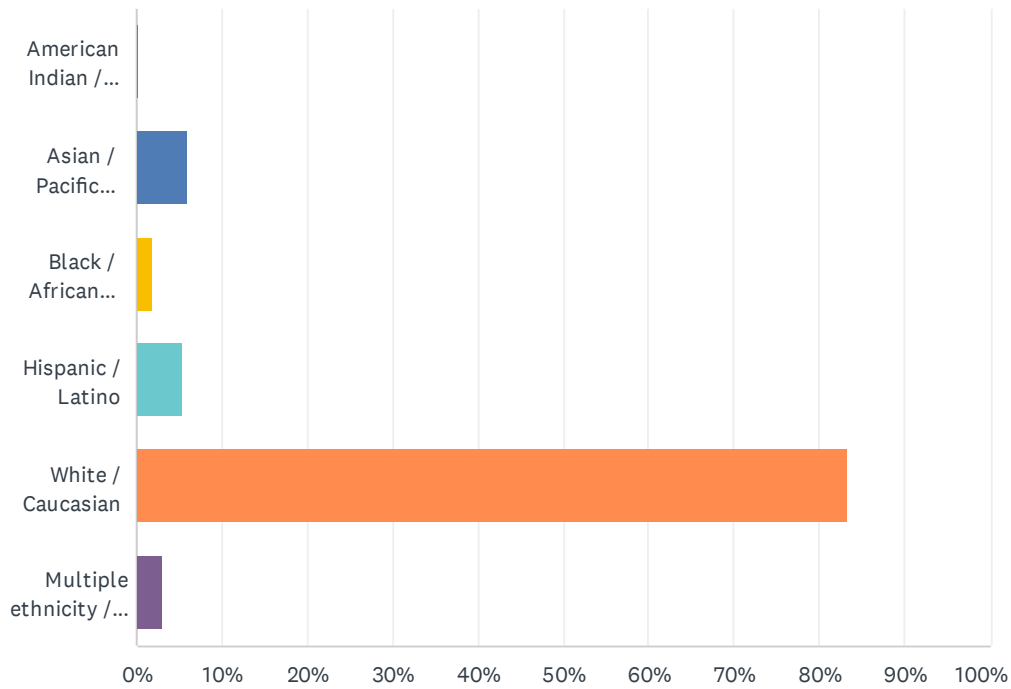
Answered: 1,659 Skipped: 110



ANSWER CHOICES	RESPONSES	
Male	47.26%	784
Female	50.57%	839
Other (please specify)	2.17%	36
<b>TOTAL</b>		<b>1,659</b>

## Q24 Which race/ethnicity best describes you? (Please choose only one.)

Answered: 1,637 Skipped: 132

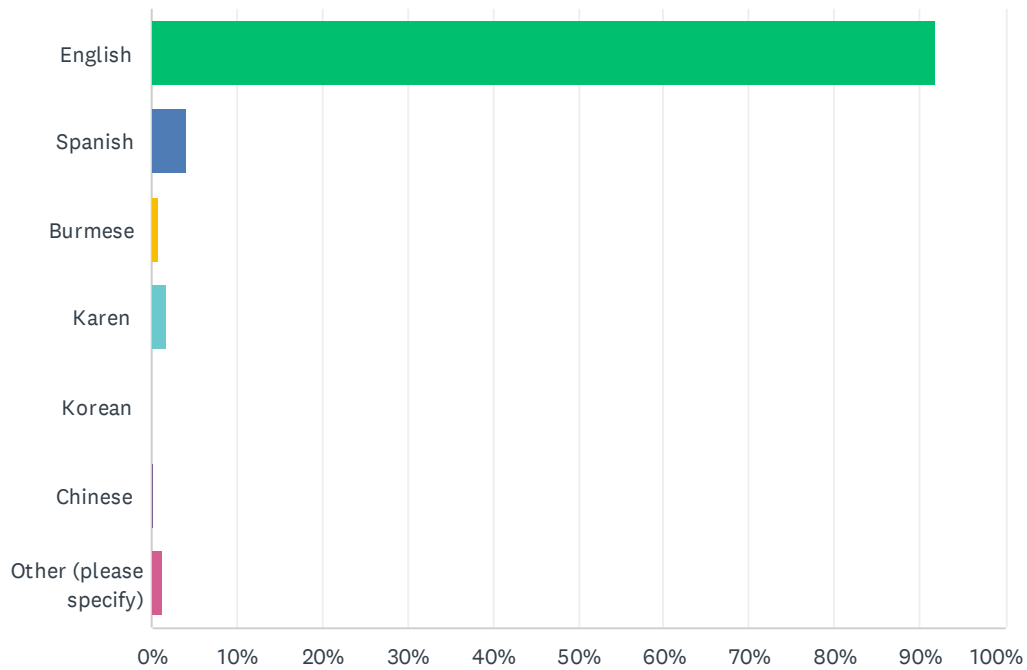


ANSWER CHOICES	RESPONSES	
American Indian / Alaskan Native	0.24%	4
Asian / Pacific Islander	6.05%	99
Black / African American	1.89%	31
Hispanic / Latino	5.31%	87
White / Caucasian	83.45%	1,366
Multiple ethnicity / Other (please specify)	3.05%	50
<b>TOTAL</b>		<b>1,637</b>



## Q25 What is your primary language spoken at home?

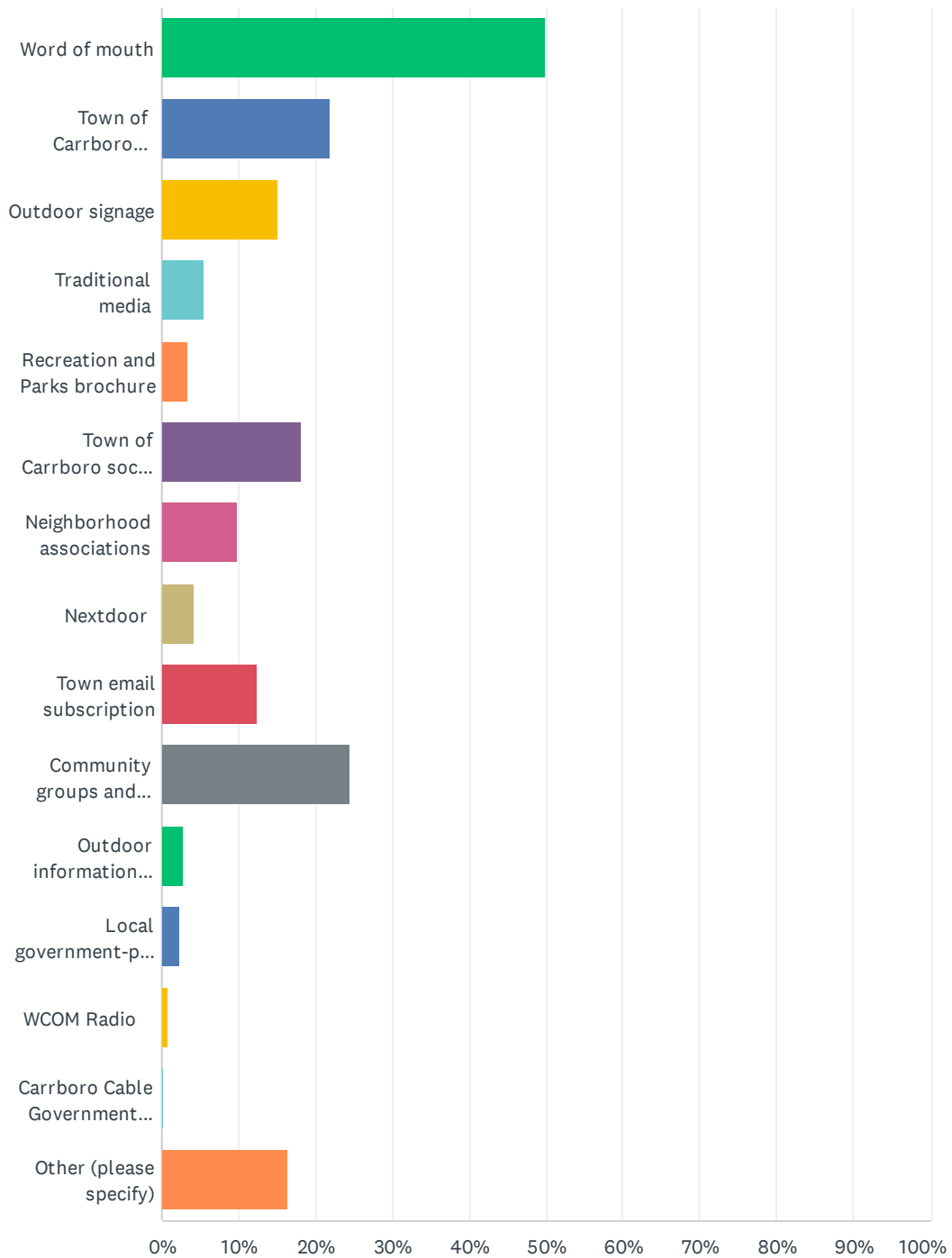
Answered: 1,660 Skipped: 109



ANSWER CHOICES	RESPONSES	
English	91.81%	1,524
Spanish	4.10%	68
Burmese	0.78%	13
Karen	1.75%	29
Korean	0.06%	1
Chinese	0.24%	4
Other (please specify)	1.27%	21
<b>TOTAL</b>		<b>1,660</b>

## Q26 How did you hear about this project?

Answered: 1,671 Skipped: 98



## Bolin Creek Greenway Survey

ANSWER CHOICES	RESPONSES	
Word of mouth	49.97%	835
Town of Carrboro website	21.90%	366
Outdoor signage	15.20%	254
Traditional media	5.57%	93
Recreation and Parks brochure	3.41%	57
Town of Carrboro social media	18.13%	303
Neighborhood associations	9.75%	163
Nextdoor	4.25%	71
Town email subscription	12.33%	206
Community groups and blogs	24.42%	408
Outdoor information kiosk	2.75%	46
Local government-produced brochures or pamphlets	2.39%	40
WCOM Radio	0.96%	16
Carrboro Cable Government Channel	0.18%	3
Other (please specify)	16.52%	276
Total Respondents: 1,671		